

**IPM** INVERTER  
SOFT START  
PM MOTOR IP65

**SAVING ENERGY**

**COMP3TECH**

Screw Air Compressor

**COMPRESSOR TECHNOLOGY FROM GERMANY**



IPM Series VSD Compressor



CTC Series Complete Set



CT Series Standard Compressor



ISO9001, ISO14001, ISO18001 Certificate

## COMPTECH AIR COMPRESSOR BRAND

**COMPTECH** is a first-class air compressor manufacturer all over the world, which has been committed to providing clients with more efficient, more energy-saving and more environment-friendly air compressor product, thereby assisting clients to realize higher enterprise benefits

**COMPTECH** is positioned to leading air power system energy saving server all over the world, contract energy management services are customized, which can lead dynamic change and create green power, thereby making its own contributions to the society.



Certificate  
ISO9001:2015



Certificate  
ISO14001:2015



Certificate  
ISO18001:2007



CE Certificate



## FIRST-CLASS SCALE CREATES FLAGSHIP IN AIR COMPRESSOR FIELD

**COMPTECH** was founded in 1996, and **COMPTECH** product have obtained dozens of certification issued by many countries such as European CE, American ASME, American UL, American ETL, etc. after being developed for 20 years, In addition, **COMPTECH** also received 7 national invention patents and more than 100 utility models. 14 invention patents and 96 utility models have been declared and approved

## MORE PERFECT QUALITY CONTROL

**COMPTECH** penetrates strict quality control throughout procurement of raw materials, spare part processing, machine assembly and performance testing, and more perfect quality control has been realized.

1. LEITZ three-coordinate measuring instrument
2. Japan MAZAK CNC machine tool
3. Refined processing by industrial robot
4. Hight precision machine tool processing
5. Production assembly line



# ASYNCHRONOUS ONE-PIECE SCREW AIR COMPRESSOR



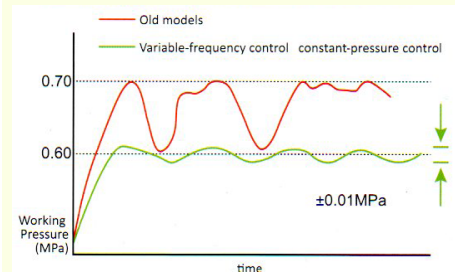
Protection Grade IP55

## HIGH EFFICIENCY, ENERGY SAVING AND CONVENIENT MAINTENANCE

Asynchronous one-piece screw air compressor: Air end is directly connected with motor without center bracket, belt and pulley. Transmission ratio is 100%, and the efficiency is improved by 2-5% compared with asynchronous motor with the same specification. The motor is free bearing and oil seal. Motor bearing fault point can be eliminated, thereby saving cost, and reducing daily maintenance and repair.

### INVERTER Variable - frequency Controlling

Realize energy saving with constant pressure contro

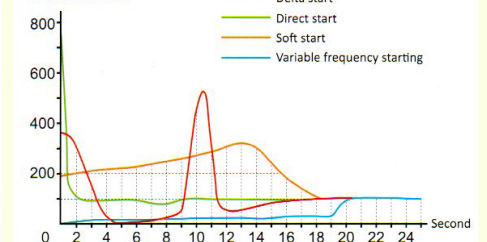


## PERMANENT MAGNET VSD AIR COMPRESSOR

**IPM** INVERTER  
SOFT START  
PM MOTOR IP65

- Energy Efficiency Level One
- Motor Protection Grade IP65
- Soft Start + Inverter + PM Motor
- PLC Touch Screen Monitoring 7 Inch
- Save as much as 50% of the Energy

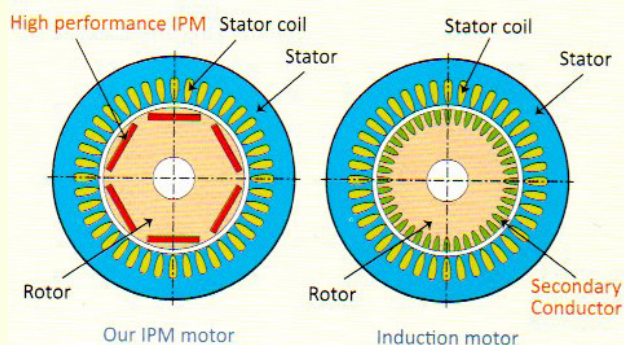
### Soft Start of frequency converter reduces starting current



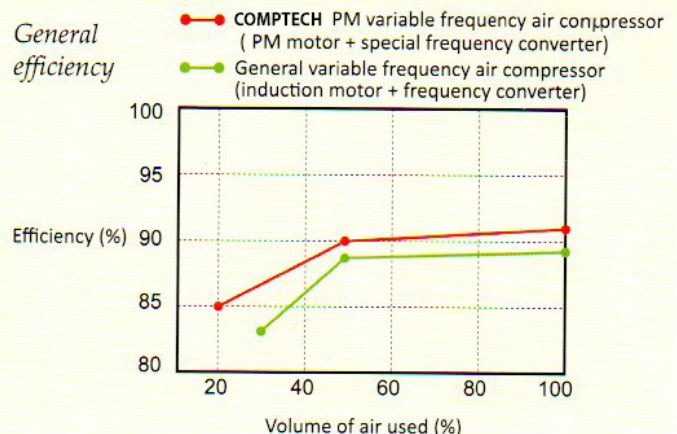
## PERMANENT MAGNET MOTOR (PM)

PM Motor , which is a standard equipment, provide much higher efficiency than that of regular and/or high efficient induction motors and meets IE3 Standard. Meanwhile, by using high efficient frequency converter, it achieves better energy saving effect than the old ones. Since the bearing temperature of PM motor is relatively low, its lubricating grease server a longer time while the workload of motor maintenance also reduced.

Comparison of structures of PM motor and induction motor



General efficiency



# TECHNOLOGY PARAMETERS

## CT Series Asynchronous ONE-PIECE Screw Compressor (8-13 bar)

Model	F.A.D. m <sup>3</sup> /min	Pressure BAR	Noise dB(A)	Motor	Dimension (mm)			Weight KG	Air Outlet Inch	Motor IP
				KW/HP	L	W	H			
CT-7.5	0.79	8	62±2	5.5/7.5	840	670	925	205	3/4	IP55
	0.69	10								
	0.63	13								
CT-10	1.05	8	62±2	7.5/10	840	670	925	210	3/4	IP55
	0.92	10								
	0.84	13								
CT-15	1.61	8	63±2	11/15	1000	820	1145	330	3/4	IP55
	1.41	10								
	1.29	13								
CT-20	2.13	8	63±2	15/20	1000	820	1145	330	3/4	IP55
	1.87	10								
	1.71	13								
CT-25	2.73	8	63±2	18.5/25	1100	880	1185	432	1 1/4	IP55
	2.39	10								
	2.18	13								
CT-30	3.36	8	65±2	22/30	1100	880	1185	545	1 1/4	IP55
	2.95	10								
	2.69	13								
CT-40	4.83	8	65±2	30/40	1200	950	1358	650	1 1/4	IP55
	4.24	10								
	3.86	13								
CT-50	6.41	8	65±2	37/50	1300	1000	1366	650	1 1/2	IP55
	5.62	10								
	5.12	13								
CT-60	7.67	8	68±2	45/60	1300	1000	1366	650	1 1/2	IP55
	6.72	10								
	6.13	13								
CT-75	9.98	8	72±2	55/75	1600	1300	1600	1220	2	IP23
	8.75	10								
	7.98	13								
CT-100	12.81	8	72±2	75/100	1600	1300	1600	1220	2	IP23
	11.24	10								
	10.25	13								
CT-125	14.20	8	72±2	90/125	1600	1300	1600	1220	2	IP23
	12.78	10								
	11.5	13								
CT-150	18.90	8	72±2	110/150	2200	1550	2000	2200	DN65	IP23
	16.58	10								
	15.12	13								
CT-175	23.10	8	72±2	132/175	2200	1550	2000	2250	DN65	IP23
	20.26	10								
	18.48	13								